
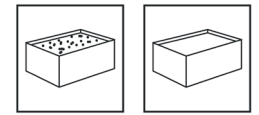


Flat roof | east-west system II

Flat roof system east-west II on foil



Our solution for east-west direction


- aximum roof surface utilisation and evenly distributed electricity production
- optimum elevation angle 13° for good efficiency and self-cleaning
- cross connections at module field edges for high stability
- high flexibility thanks to individually selectable row distance
- connected module fields up 34 m length possible

Produktvarianten


- different base troughs: blank, with PE separation layer or with PE pads for cross drainage
- clamps for long frame side, e.g. third base trough for extreme snow and wind loads
- double support for heavy loads

Your benefits


- wind-tunnel tested aerodynamics
- wide and continuous base troughs for optimum load redistribution and low surface pressure
- module supports and base feet with click-fit function – no screwing necessary
- suitable for wide modules



Base trough with cover and cable bracket

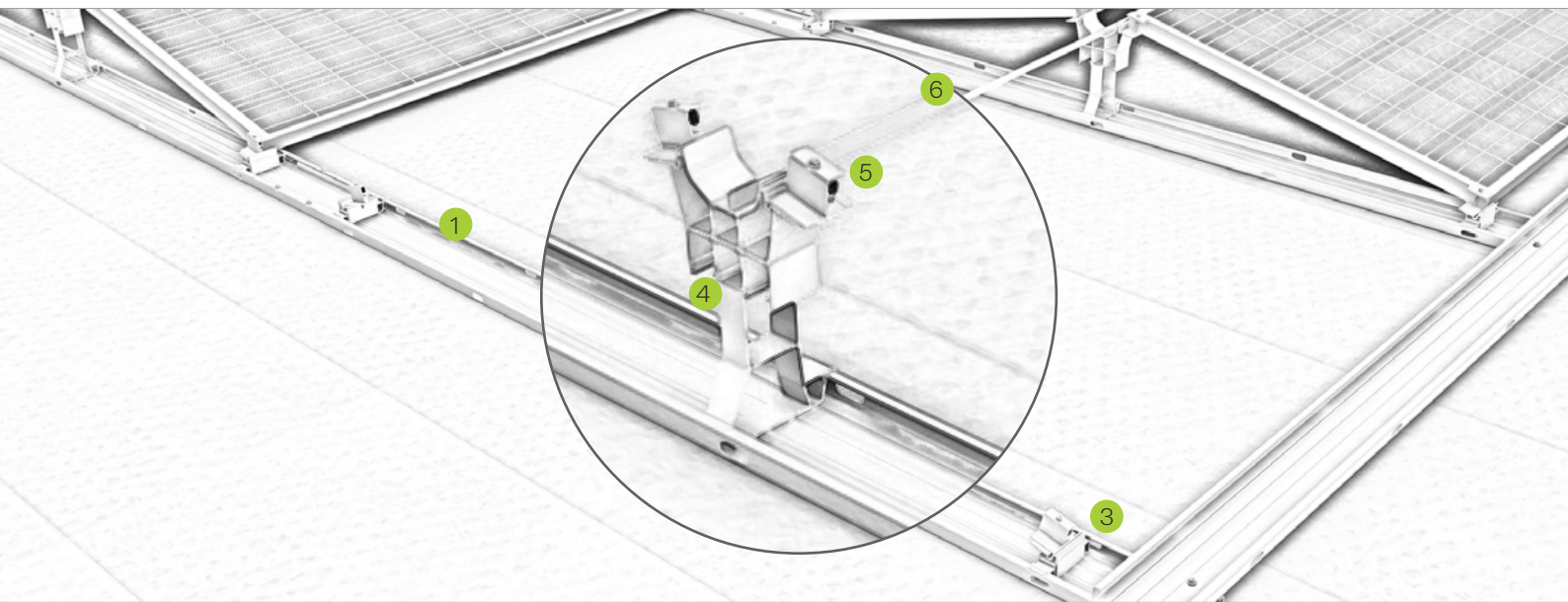


Base foot in base trough with connector




Wind deflector East-West for roof obstacles with module support double

Flat roof system | east-west system II




Pic Designation

- 1** **Base trough**
 - much space for ballast, optionally ballast trough available
 - top cover when used as a cable channel
- 2** **Connectors and expansion joints**
 - connectors for module fields up to 17 m length
 - expansion joints to connect two 17 m module fields
- 3** **Base foot**
 - quick click-fit without additional screwing
 - predrilled mounting hole for easy positioning
- 4** **Module support**
 - quick click-fit without additional screwing
 - predrilled mounting hole for easy positioning
- 5** **Module bracket**
 - entirely pre-assembled
 - screw with drill bit for easy assembly
- 6** **Load redistribution via support brace**
 - for cross connection and load redistribution
 - Material optimised and effective



Base trough extension



Base foot in base trough with pads

Montagevideo



novotegra GmbH
Eisenbahnstraße 150 | 72072 Tübingen | Deutschland
Tel. +49 7071 98987-0, info@novotegra.com
www.novotegra.com

Subject to changes and errors excepted.
Last updated: April 2021 / TP